



3+



34



1,7m



1 = 7,29m

2 = 8m

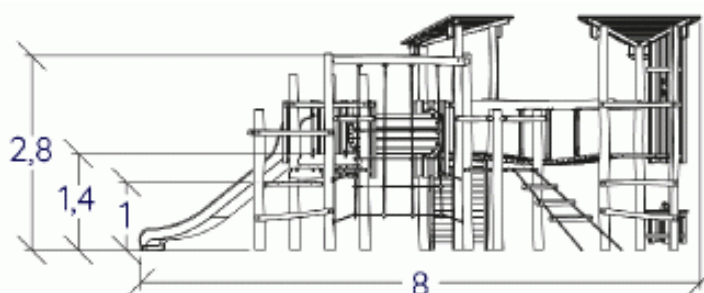
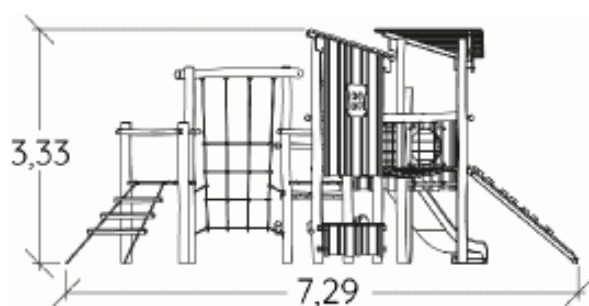
3 = 3,33m



Physical inclusion

Sensory inclusion

Cognitive inclusion



Play value : **29**

role play



x5

sliding



x1

meeting



x7

handling



x1

crawling



x1

hiding



x1

balancing



x1

taking shelter



x2

tactile stimulation



x1

visual stimulation



x1

climbing



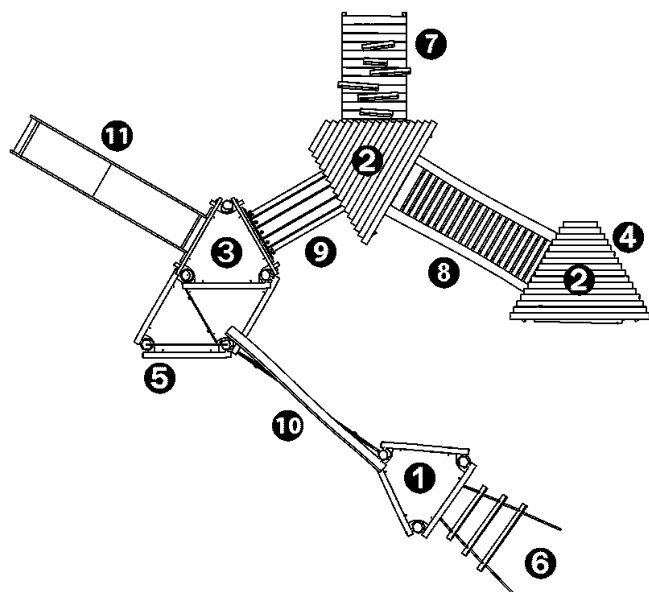
x5

getting across



x3

Components

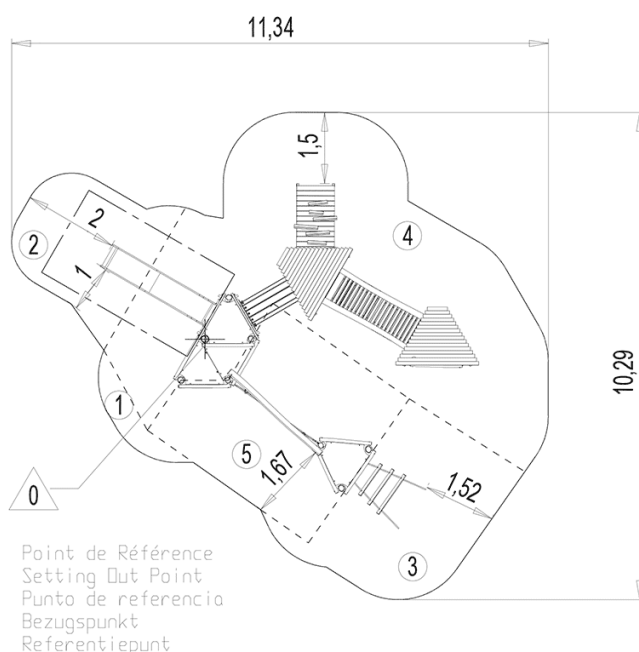


- ❶ Platform
- ❷ Roof
- ❸ Platform Ht: 1.37m
- ❹ Bridge 1 plank Ht: 0.97mm
- ❺ Vertical ladder Ht: 1.17
- ❻ Flexible log ladder Ht: 1.17m
- ❼ Sloping ramp with logs Ht: 1.37m
- ❽ Flexible bridge
- ❾ Green tunnel
- ❿ Vertical net
- ⓫ Slide Ht: 1.37m

Installation of equipment

IMPORTANT: It is essential to refer to the installation instructions for information on the size of the safety areas.

- Impact area (minimum normative surface)
- Free space



1	0,97m	1,5m ²
2	1m	7,5m ²
3	1,17m	11,5m ²
4	1,37m	37,5m ²
5	1,7m	14m ²



2

20h00

0.2m³

72m²

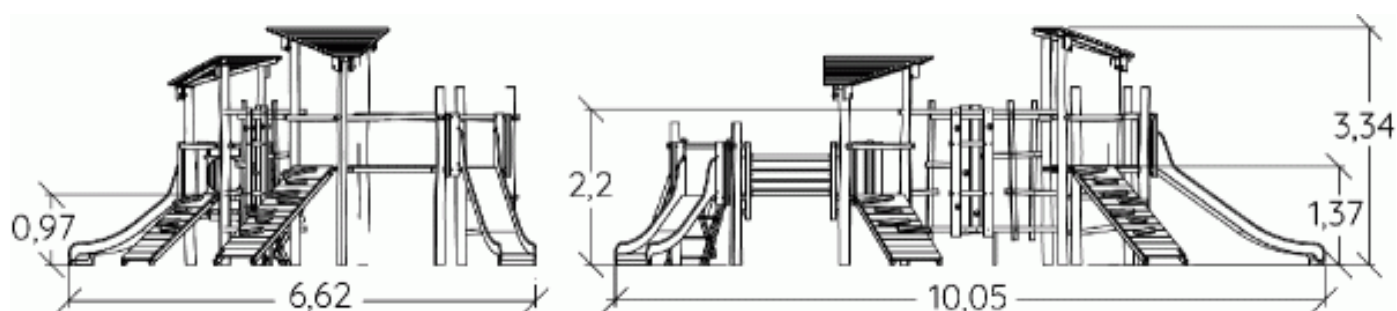
1228kg

57kg

EN
1176



Physical inclusion
Sensory inclusion
Cognitive inclusion



Play value : **20**

climbing



x1

role play



x2

sliding



x2

meeting



x4

crawling



x1

hiding



x1

taking shelter



x2

climbing



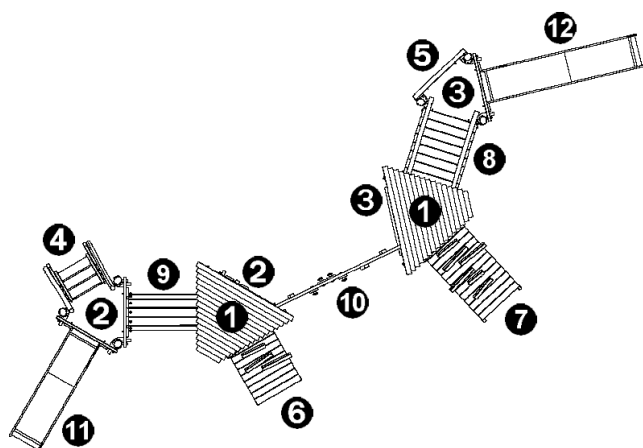
x4

getting across



x3

Components

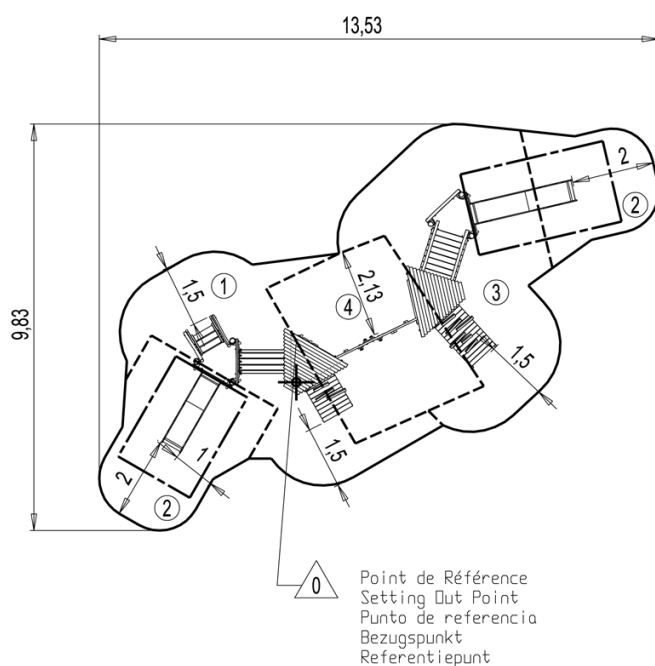


- ❶ Platform
- ❷ Roof
- ❸ Platform Ht: 1.37m
- ❹ Bridge 1 plank Ht: 0.97mm
- ❺ Vertical ladder Ht: 1.17
- ❻ Flexible log ladder Ht: 1.17m
- ❼ Sloping ramp with logs Ht: 1.37m
- ❽ Flexible bridge
- ❾ Green tunnel
- ❿ Vertical net
- ⓫ Slide Ht: 1.37m
- ⓬ Roof

Installation of equipment

IMPORTANT: It is essential to refer to the installation instructions for information on the size of the safety areas.

- Impact area (minimum normative surface)
- Free space



1	0,97m	16,5m ²
2	1m	19,5m ²
3	1,37m	22,5m ²
4	2,3m	14,5m ²



3



20h00



0.13m³



73m²



1092kg



57kg

EN
1176



2+



5



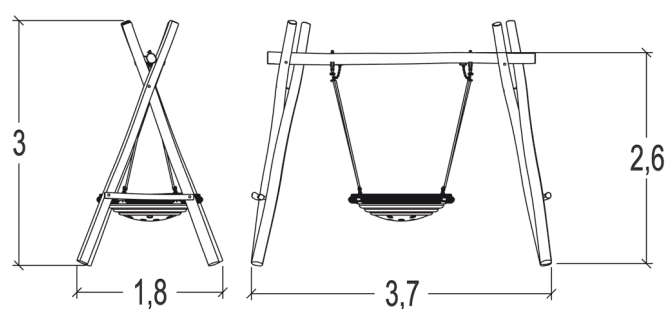
1,55m



1 = 3,7m
2 = 1,8m
3 = 3m



Physical inclusion
Sensory inclusion
Cognitive inclusion



Play value : **3**

meeting



x1

resting



x1



swinging

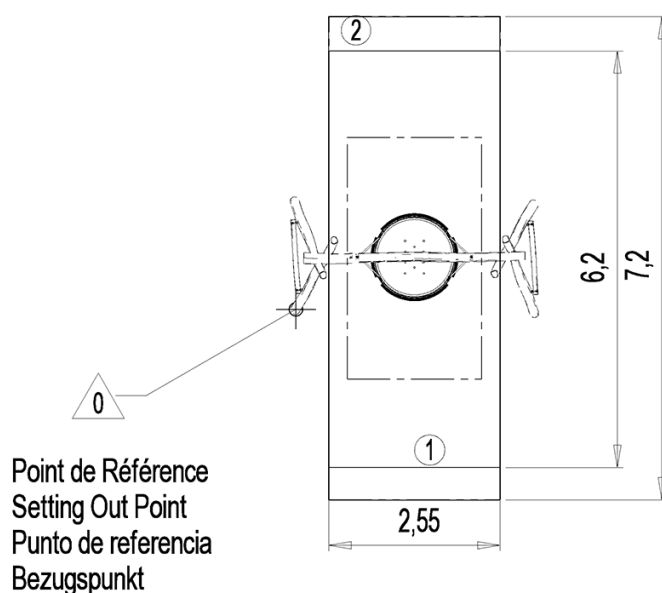




x1

Installation of equipment

IMPORTANT: It is essential to refer to the installation instructions for information on the size of the safety areas.

-  Impact area (minimum normative surface)
 Free space



		
1	1,55m	16m ²
2	1,55m	19m ²



2



2h30



0.32m³



16m²



263kg



43kg

